

# Chiyoda City - Separating and Taking out **Recyclables** and **Waste**

## Recyclables

Please take out by 8:30 in the morning on  . Even collected on rainy days.

### Newspapers

Also tie inserts together with the newspapers.



☆Do not use packing tape when bundling cardboard.

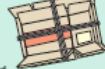
### Magazines

Also tie pamphlets and copy paper together with these.



### Cardboard boxes

Break them down, fold them, and tie them together.



### Cartons

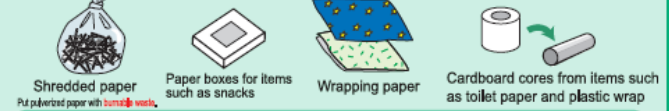
(for beverages 500ml and over)



Please put all items that are not white on the inside with the burnable waste.

### Other types of paper

☆Other items, such as strings, vinyl bags, plastic, etc. as well as tissue boxes with parts other than paper excluded and paper bags are considered okay



Shredded paper  
Put pulverized paper with burnable waste.

Paper boxes for items such as snacks

Wrapping paper

Cardboard cores from items such as toilet paper and plastic wrap

Taking out bottles, cans, and plastic PET bottles (lightly rinse and remove stains)

### Bottles

(for beverage and food)



Put the caps with the unburnable waste.

### Cans

(for beverage and food)



Cans for things such as snacks, rice crackers, and tea are also OK.

### Plastic PET bottles

Put the caps and labels with the plastic.



Crush PET bottles.

(Tie up)



[Taking out other paper items]

Put them into transparent or semi-transparent bags and tie the top portion tightly.

For items from households, paper bags are OK, too.

(Bind the opening for paper bags)



- \* Put the below items with the burnable waste.
- ① Paper with strong odors (paper containers for detergent, individual wrappers for soap, paper boxes for incense, etc.)
- ② Paper that has been stained (pizza boxes, hamburger wrappers, cake boxes, etc.)
- ③ Paper that has been specially processed with something such as seals or vinyl coating.
- ④ Paper egg trays, paper tubes, and cardboard tubes

## Plastics

Please take out by 8:30 in the morning on  .

Please put items such as those with stains or contents that cannot be removed with the burnable waste.

### Plastic containers and wrappers

#### Bags



#### Packages



#### Bottles



#### Styrofoam boxes, packaging, etc.



#### Other items



### Plastic products

#### Plastic lunchboxes, etc.



#### Cases for items such as CDs and DVDs, hangers

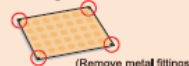


#### Buckets and bath items 30 cm and under



#### Picnic sheets

Cut one side at less than 50cm, put into bag and take out.



### Items that cannot be collected

**Stained containers**  
These cannot be recycled.  
Put them with the burnable waste

**Videos and cassette tapes**  
The film can get wound up and cause accidents.  
Put them with the burnable waste

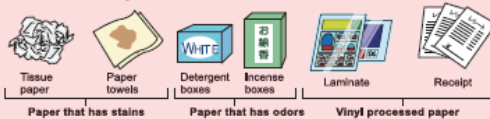
**Electrical cords**  
Small electronic items or unburnable waste

**Injectors**  
There is a risk of infection.  
Please direct inquiries to a medical institution or Refuse Collection Office.

## Burnable Waste

Please take out by  :  in the morning on  and  .

### Paper that has stains or odors



Paper that has stains Paper that has odors Vinyl processed paper

\* Upon collection, please wrap dangerous items (bamboo, etc.) in paper, put them in a separate bag, and write "危険" (dangerous) on the bag.

### Plastic products with content adhered to it



### Kitchen waste



Please sufficiently drain the liquid.

### Leather items



Remove metal fittings.

### Fallen leaves, pruned branches



Please cut into pieces of 50 cm or smaller

### Other items



Please take out on the  and the

## Unburnable Waste

Please take out by 10:00am. (except some area)

### Metals, cutlery



### Ceramics, glasses



### Small electronic items



### Other items



☆ Small electronic items can also be placed in collection boxes at municipal facilities.

☆ Please put items such as cutlery, needles and broken glass into a separate bag, write "危険" (dangerous) on the bag, and put it with the unburnable waste.

## Fluorescent tubes, etc.

Please take out by 12:30pm. (except some area)

### Fluorescent tubes, batteries



To dispose broken fluorescent tubes, place them (day of the week) in a separate garbage bag.

### Gas cartridge cans



☆ To prevent fluorescent tubes getting broken, wrap them in newspapers or empty boxes for disposal.

☆ To dispose gas cartridge cans and spray cans, place them in a garbage bag without puncturing cans.

## List of Stockyards

Items such as old cloth (used clothes) and Batteries are collected at the stockyards inside the facilities listed below. \* Depending on facilities collecting items may differ. Be careful.

Facility Names	Phone Numbers	Hours for Bringing in Goods	Collected Items
Safe Life Division	3264-2111	Monday to Friday, 8:30 - 17:15 (Except for year-end and New Year holidays)	Old cloth (used clothes), discarded cooking oil, Batteries Used paper, bottles, cans, plastic PET bottles, cartons, old cloth (used clothes), Batteries, discarded cooking oil
Kojimachi Branch Office	3263-3831		
Fujimi Branch Office	3263-3841		
Kanda-Park Branch Office	3252-7691		
Izumi-bashi Branch Office	3253-4931	Every day, 7:00 - 22:00 (Except for year-end and New Year holidays)	Fluorescent tubes
Nishi-Kanda Cosmos Kan Stockyard B1F	3556-4020		
Chiyoda Refuse Collection Office	3251-0566	Monday to Friday, 7:40 - 17:00 (until 16:00 on December 29th and 30th) Saturday, Holiday, 7:40 - 16:00 (Except for year-end and New Year holidays)	Plastic PET bottles, cartons, old cloth (used clothes), Batteries, discarded cooking oil, fluorescent tubes
Ida-bashi Garage	5212-5081	Monday to Saturday, 7:40 - 16:00 (Except for Monday, year-end and New Year holidays)	
Recycle Center Kamakurabashi	3253-1970	1st-29th of each month, 10:00 - 18:00 (Except for Monday, year-end and New Year holidays)	
Yonbancho Library		* Currently, the stockyard is unavailable since the temporary facility (14-7 Sanbancho) is open.	

The below items at collected at stockyards as recyclables.

**Old cloth (used clothes)**  
- Please wash these.  
\* Furons, leathers, and leather goods cannot be submitted.

**Discarded cooking oil**  
- Limited to plant- and animal-based household oils.

**Batteries**  
- Please dispose batteries other than dry cell batteries on the fluorescent-tubes-collection day.

**Fluorescent tubes**  
- To prevent breakage, please insert these in a paper cover or wrap them with a material such as newspapers.

### Oversized Waste (for a fee)

### Not accepted from offices.

This applies to household objects that are no longer needed, such as furniture and bedding, that are generally over 30 cm on one side, and have a length of less than 1.8 m. (Up to 10 objects can be taken out at once.)

Please apply at the Oversized Waste Reception Center.\*For objects over 1.8m, please consult with the Refuse Collection Office.

Web site for Internet Applications (It is possible to sign up with mobile devices except for mobile phones.)

<http://sodal.tokyokankyo.or.jp> (available 24/7) (Except December 31st through January 3rd.)

☎ 5296-7000 (Monday to Saturday, 8:00 - 19:00) (Except Sundays and December 31st through January 3rd.)

● After applying, attach a "Chiyoda City Charged Oversized Waste Disposal Ticket"

for the specified cost, and take it out at the specified date and time,

● Please purchase Charged Oversize Waste Disposal Tickets at convenience stores, other designated locations within the city, etc.



QR code of Oversized Waste Reception Center



### Recycle of TV, washing machine, air conditioner, clothing dryer, refrigerator, freezer, cool box, cool and warm storages

The Home Appliance Recycling Law obligates recycling of these items.

● After confirming with the shop at which the item was purchased, the shop at which a replacement item was purchased, or the manufacturer, please apply at the Home Appliance Recycling Reception Center.

☎ 5296-7200 (Monday to Saturday, 8:00 - 17:00) <https://kaden23rc.tokyokankyo.or.jp/rc/index> \* Closed on the year-end/new year holiday.

These are not collected by the city.



### Garbage Collection Schedule App "Wake-Chiyoi!"

Easy search for information on how to separate and take out recyclables and waste and check collection dates for your area with this handy smartphone app. Use the QR codes below to download.

\* This is a free app. Note, however, the data charges for download must be paid by users.

#### [Key features]

- Waste collection schedule calendar
- Tips for sorting wastes
- How to dispose
- Information and maps for Pickup points and sales of the Waste Disposal Tickets
- Reminder alarm for taking out waste



### Recycling computers These are not collected by the city.

The Act on the Promotion of Effective Utilization of Resources obligates recycling of personal computers.

● For collection, please apply through the customer assistance service (or relevant service) of the manufacturer or contact the Ministry of the Environment certified recycling company ReNet Japan Co., Ltd. (<https://www.renet.jp>). (Free of charge for items with PC Recycling mark.)

● For personal computers for which the manufacturer is unclear, please apply through the PC3R Promotions Association (<http://www.pc3r.jp>).

☎ 5282-7685 (Monday to Friday, 9:00~12:00, 13:00~17:00) For personal computers being used at offices, please apply through the manufacturer.\* Closed during the year-end/New Year's holidays.

#### ○ The recycling of Ink Cartridges

We collect ink cartridges that have been used up by households.

Facilities with collection boxes installed ● City Office 2F Comprehensive Service Counter Division, 5F Safe Life Division Counter, and the 6 Branch Offices

● Chiyoda Refuse Collection Office and Ida-bashi Garage ● Recycle Center Kamakurabashi ● designated post offices in Chiyoda City



### Collection Visits

We visit homes and conduct collection calls for those who have difficulty taking their waste or recyclables to a stockyard, such as elderly individuals aged 65 or over who are living alone and disabled individuals.

#### ● Application Method

Please consult the Refuse Collection Office or the In-home Assistance Division.

\* Collection and transportation of recyclables are handled free of charge.

However, there is a fee for the disposal of over-sized waste.

Refuse Collection Office ☎ 3251-0566

In-home Assistance Division ☎ 6265-6483



### Items That Cannot Be Collected at the Refuse Collection Office

#### ☆ Natural Materials

→ Soil, sand, etc.

#### ☆ Harmful Materials

→ Paint, chemicals, printing ink for industrial use, etc.

#### ☆ Dangerous Materials

→ Petroleum (gasoline, kerosene, light oil, etc.), car batteries, extinguishers, matches, fireworks, etc.

#### ☆ Other Items

→ Vehicles, motorbikes, safes (except for portable safes), tires, pianos, sludge, etc.

\* For information such as disposal methods, please direct inquiries to the retailer, the manufacturer, or the Refuse Collection Office.



### The Disposal of Gardening Soil

Soil is not waste, but a natural material.



Please contact a professional collector for potted plants and potting soil. You will be charged a fee. The Refuse Collection Office can refer collectors.

### Animal Corpses

The bodies of deceased small pets such as dogs and cats (less than 25kg) will be collected for ¥2,600 each.

If you find an animal corpse on the road, please contact the Refuse Collection Office. From 16:00 until 7:40 the next day, as well as on Sundays and the year-end/New Year's holidays, please contact Chiyoda City Government Office. ☎ 3264-2111

## Taking out Recyclables and Waste for Offices and Shops (for a fee)

In principle, disposal of recyclables and waste from offices and other such institutions are conducted by commissioned contractors that have been granted permission.

However, the city may take waste out for a fee if the total amount is less than 50 kg per day on average.

- ① When taking out recyclables or waste, please follow the rules (sorting, days and times to take out, etc.) of Chiyoda City.
- ② Since there is a fee for recyclables, waste, and plastics from offices, please affix a "Chiyoda City Charged Waste Disposal Ticket For Business Offices" (Sticker) for the proper amount. Items will not be collected if this is not affixed or if the sticker applied is not one of the proper amount.
- ③ Please separate waste from business offices and households at the same location. If they are mixed, waste from households will also be charged.
- ④ If businesses temporarily dispose large volumes of waste, please outsource to certified waste disposal contractors since the city cannot collect large volumes of waste.

### Recyclables and Plastics

\* Please take these to the stockyard by 8:30 in the morning on the applicable day. Please do not take out these on the day before.

#### Newspapers, magazines



○ For newspapers, put them into A4 size with a height of 10 cm and affix one 10-liter sticker

#### Copy paper



○ Put them into A4 size with a height of 10 cm and affix one 10-liter sticker,

#### Cardboard boxes



○ Attach one 10-liter sticker for 2 boxes (Roughly 35x55x35cm per box)

#### Other types of paper

Other items, such as shredded paper, envelopes, wrappers, etc.



○ Put them into transparent or semitransparent bags and affix a sticker appropriate for the amount.

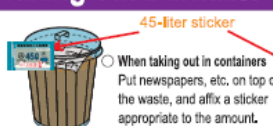
#### Bottles, cans, plastic PET bottles, plastic (objects 30 cm or under)

- Separate waste by category, put them in bags and affix the correct sticker to each bag based on the amount of waste.
- Do not put them into the stockyard's containers or net bags.

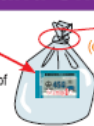


### Taking out Burnable and Unburnable Waste

※ For kitchen waste, sufficiently drain the liquid and take out the waste in waste containers.



When using a 45-liter container



45-liter bag



30-liter bag

○ When taking out in bags Affix a sticker appropriate to the amount in the bag on an easy-to-see portion at the top.

○ For 18-liter drums, affix a 10-liter sticker for each drum; if the drums are collapsed (crush sharp corners if possible) attach a 10-liter sticker for 5 drums. Dispose them as unburnable waste.

○ For fluorescent tubes, affix a 10-liter sticker for 5 tubes and dispose them on the fluorescent-tube-collection day. Up to 10 at 1 time (put them in their covers).

○ Attach a 10-liter sticker for 10 umbrellas and dispose them as unburnable waste.



★ Waste took out that are in private collection contractor's waste bags will not be collected. ● Oversized waste from institutions such as offices and shops is not collected at the Refuse Collection Office. The Refuse Collection Office can refer licensed collectors.